

The background of the entire page is a close-up, black and white photograph of a condenser coil. The coil consists of multiple parallel rows of horizontal tubes, each with a dense, wavy fin pattern. The perspective is from a low angle, looking down the length of the coil, creating a strong sense of depth and repetition. A dark blue rectangular box is overlaid on the left side of the image, containing the main title and a sub-headline.

CLIMETAL STANDARD CONDENSER CATALOGUE

time & cost saving solution for
your MCHEx needs

OUR STANDARD RANGE

In this constantly evolving world CLIMETAL is always trying to keep up with our customer needs.

With our standard range of microchannel heat exchangers, you can be sure that you're getting the latest technology to keep up with the demands of your application. So whether you're looking for a solution for your HVAC system, refrigeration unit, or any other application, we've got you covered. We invite you to explore our catalogue and discover the superior performance and quality of our microchannel heat exchangers.

WE TAKE QUALITY SERIOUSLY

At CLIMETAL, we prioritize excellence in every aspect of our product development process. We focus on meticulous design, manufacturing, testing, and audits to ensure reliability. Our state-of-the-art facilities and meticulous testing procedures guarantee that our products are not only functional but also safe and of the highest quality.

We adhere to important industry regulations such as PED 2014/68/EU and UL certification for safety and performance. Additionally, our commitment to environmental responsibility is demonstrated through compliance with REACH and RoHS guidelines. Overall, our products reflect excellence in design, safety, and regulatory compliance.

PRODUCT CERTIFICATES

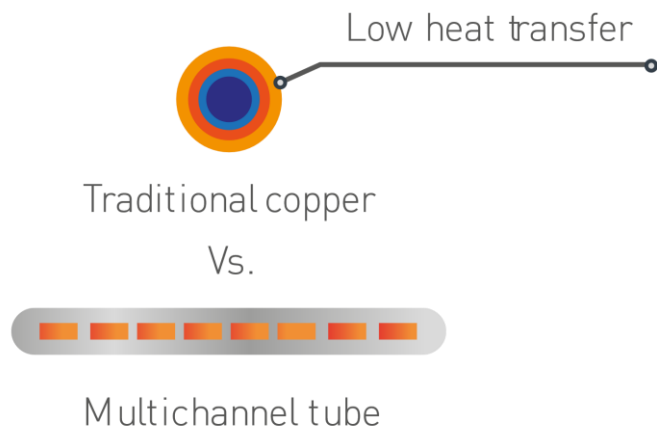
Document	Topic	Approval Authority
<u>CLIMETAL - SA44537-20151214-ULCertificateofCompliance</u>	UL	UL
PED	PED	Climetal - AENOR
<u>CLIMETAL - ROHS STATEMENT OF CONFORMITY - 2022</u>	EU ROHS	Climetal
<u>CLIMETAL - REACH STATEMENT OF CONFORMITY 01.23</u>	REACH/SVHC Declaration	Climetal

MICROCHANNEL ADVANTAGES

IMPROVED HEAT TRANSFER

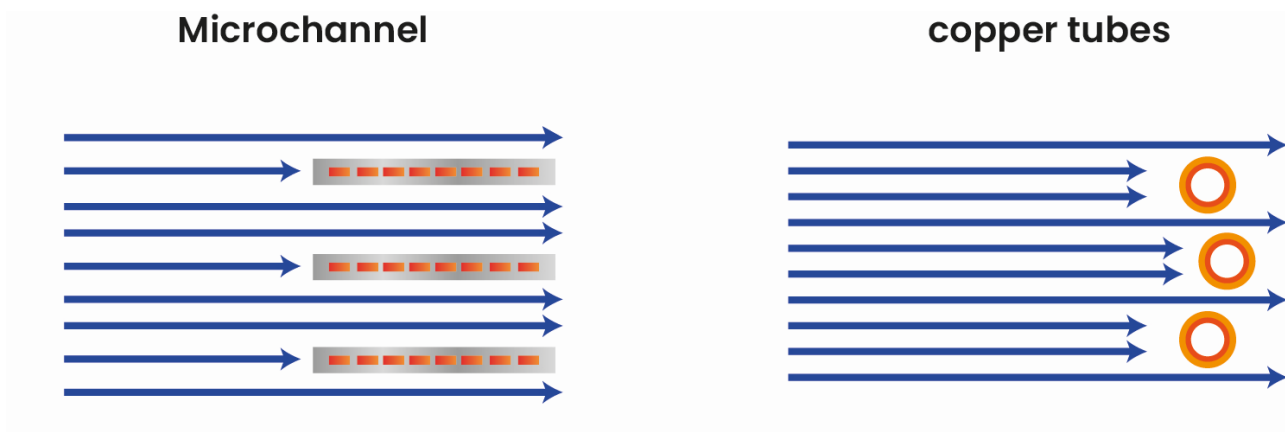
Because of their small hydraulic diameter, MP tubes transfer heat more efficiently than traditional round copper tubes.

Traditional tube & fin coils are mechanically expanded with no real contact between tubes and fins. Aluminium brazed coils have perfect continuous contact between tubes and fins, assuring an efficient heat transfer.



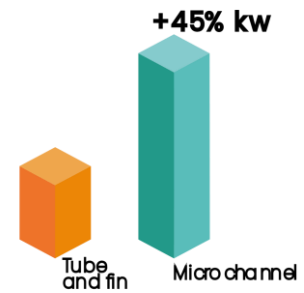
LOWER AIR PRESSURE DROP

Bigger primary to secondary surface area ratio lower tube air shadow



HIGHER PERFORMANCE

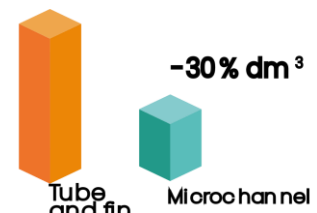
Climetal condensers offer a long list of features not found in other condensers. Parallel flow increases performance by up to 45% percent compared to traditional tube and fin condensers. Its special circuit design reduces internal pressure drop on the gas side which produces significant savings in compressor energy consumption and weariness.



PERFORMANCE COMPARISON

REDUCED INTERNAL VOLUME

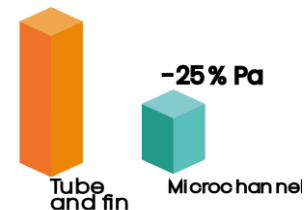
The reduced dimensions of CLIMETAL's condensers will allow you to decrease the amount of refrigerant used in your system by 30% and still increase performance, generating remarkable savings in your production process and in the future maintenance of the A/C unit.



INTERNAL VOLUME COMPARISON

REDUCED AIR PRESSURE DROP

The slim design of Climetal Microchannel coils, and its thin cross flow tube profile decreases air pressure drop by 25% also bringing considerable advantages: smaller fans, less noise and lower electricity consumption.



AIR PRESSURE DROP

LESS WEIGHT & REDUCED DIMENSIONS

Climetal's All-aluminium condensers have an obvious advantage against traditional copper tube condensers: less weight. With a 45% more performance, our condensers weigh less than 50% of its copper counterpart, making your systems lighter, more compact, more silent and more durable than ever before.



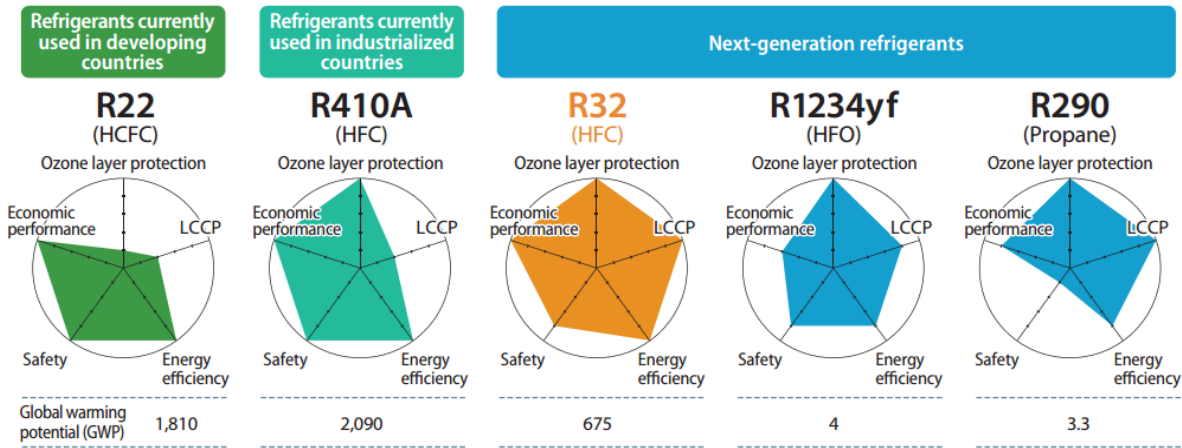
1 Tm = 8.93 g/cm³



1 Tm = 2.70 g/cm³

EASY INTEGRATION

Aluminum heat exchangers can be integrated easily in your actual systems. Climetal offers several solutions, like copper-aluminum brazing or mechanical o-ring fittings. Compatible with most refrigerants, including Ammonia, Propane, and all new Generation refrigerants like R-32 and R1234yf.



DURABLE, RESISTANT & ENVIROMENTALLY FRIENDLY

Microchannel heat exchangers are mainly constructed of headers, tubes and fins. These three elements are basically aluminum but, because each of them is manufactured with a different process (lamination and extrusion), they require different alloys suited for each of them. At Climetal, we did a careful selection of our alloys in order to control and minimize the risk of corrosion, assuring ourselves and our customers parts that last up to 2500h in SWAAT tests.



INDEX

Choose from the list, based on your available space, then go to the specified page for standard performance(*) details.

	total length (mm)	total height (mm)	MP tube thickness (mm)	inlet / outlet diameter (mm)	inlet / outlet diameter (Inch)	Coil Weight (Kg)	Internal Volume (dm ³)	Technical Datasheet Page
Climetal	L	H	W	(mm)	(Inch)	(Kg)	(dm ³)	Page
T11161N	332	302	16	6,4 / 6,4	1/4 - 1/4	0,79	0,26	7
T11162N	387	332	16	6,4 / 6,4	1/4 - 1/4	1,04	0,32	8
T11164N	462	432	16	8,2 / 6,4	5/16 - 1/4	1,56	0,45	9
T11165N	552	512	16	9,7 / 8,2	3/8 - 5/16	2,22	0,62	10
T11166N	800	772	16	9,7 / 9,7	3/8 - 3/8	4,86	1,18	11
T14625N	1074	512	25	12,7 / 12,7	1/2 - 1/2	7,55	1,59	12
T11163N	1300	642	16	12,7 / 12,7	1/2 - 1/2	6,44	1,42	13
T14627N	1325	642	25	15,9 / 12,7	5/8 - 1/2	11,78	2,34	14
T14175N	1074	1212	25	22,2 / 22,2	7/8 - 7/8	18,74	3,71	15
T14431N	2000	1062	25	25,4 / 22,2	1. -7/8	29,87	5,20	16
T11167N	332	242	16	6,4 / 6,4	1/4 - 1/4	0,62	0,21	17
T11168N	552	242	16	6,4 / 6,4	1/4 - 1/4	0,99	0,28	18
T11169N	802	242	16	9,7 / 8,2	3/8 - 5/16	1,41	0,36	19
STC-2012-BN	2000	1202	25	28,6 / 22,2	1 3/8 - 7/8	33,77	5,89	20
STC-2112-BN	2100	1202	25	28,6 / 22,2	1 3/8 - 7/8	35,45	6,11	21
STC-2212-BN	2200	1202	25	28,6 / 22,2	1 3/8 - 7/8	37,12	6,33	22
STC-2010-BN	2000	1002	25	28,6 / 22,2	1 3/8 - 7/8	28,20	4,89	23
STC-2110-BN	2100	1002	25	28,6 / 22,2	1 3/8 - 7/8	29,59	5,07	24
STC-2210-BN	2200	1002	25	28,6 / 22,2	1 3/8 - 7/8	30,98	5,26	25
STC-2011-BN	2000	1102	25	28,6 / 22,2	1 3/8 - 7/8	30,89	5,38	26
STC-2111-BN	2100	1102	25	28,6 / 22,2	1 3/8 - 7/8	32,52	5,58	27
STC-2211-BN	2200	1102	25	28,6 / 22,2	1 3/8 - 7/8	34,05	5,79	28

STANDARD PERFORMANCE CONDITIONS:

Air Inlet Temperature: 35°C

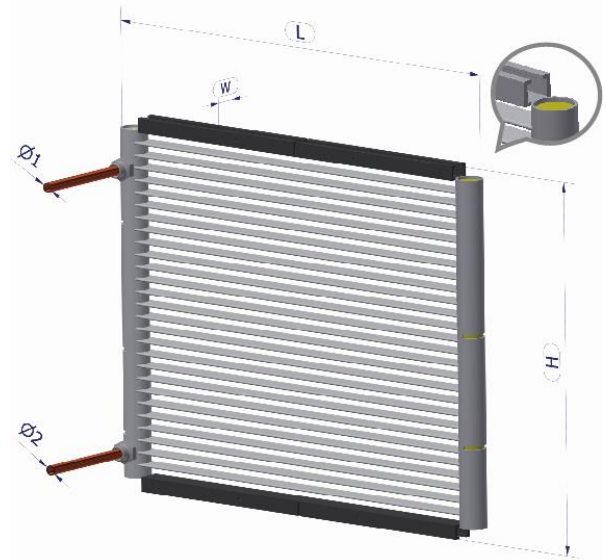
Air Humidity: 50%

Subcooling degree: 4K

	$\Delta=10K$	$\Delta=15K$	$\Delta=20K$	$\Delta=25K$
Refrigerant Inlet Temperature:	75°C	80°C	85°C	90°C
Refrigerant Condensing Temperature:	45 ^a C	50°C	55°C	60°C

T11161N

Length (L)	[mm]	332
Height (H)	[mm]	300
MP Tubes (W)	[mm]	16
Headers	[mm]	20
Fin Pitch	[mm]	2,5
Inlet / Outlet (ø)	[mm]	6,4 / 6,4
Coil weight	[Kg]	0,8
Internal Volume	[L]	0,3
PS	[bar]	32,0
Temp Range	[°C]	-40 / +140



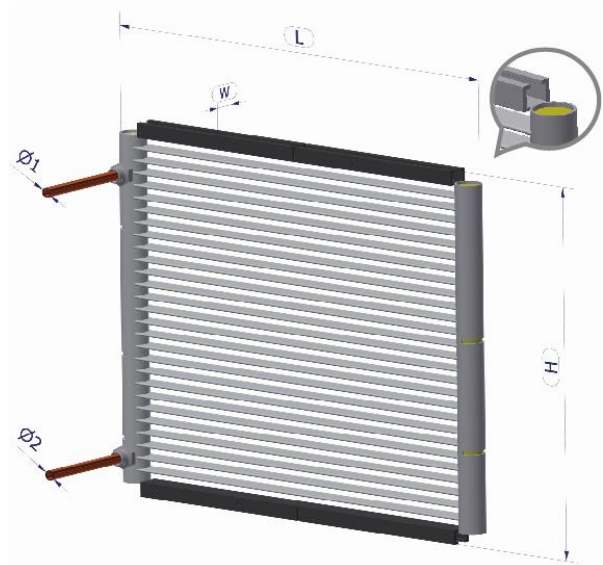
PERFORMANCE DATA:

			PERFORMANCE [KW]							
			R410A				R134A			
air velocity [m/s]	Air Side dP [Pa]	Flow rate [m3/h]	Δ=10K	Δ=15K	Δ=20K	Δ=25K	Δ=10K	Δ=15K	Δ=20K	Δ=25K
1,0	13,03	290	0,5	1,0	1,5	2,0	0,5	1,00	1,40	1,90
1,5	21,59	440	0,8	1,5	2,1	2,7	0,8	1,30	2,00	2,60
2,0	31,27	580	1,1	1,9	2,6	3,4	1,0	1,60	2,50	3,20
2,5	42,05	730	1,3	2,2	3,1	4,0	1,1	1,90	2,90	3,80
3,0	53,95	880	1,4	2,5	3,5	4,6	1,3	2,30	3,50	4,30

			PERFORMANCE [KW]							
			R290				R454B			
air velocity [m/s]	Air Side dP [Pa]	Flow rate [m3/h]	Δ=10K	Δ=15K	Δ=20K	Δ=25K	Δ=10K	Δ=15K	Δ=20K	Δ=25K
1,0	13,03	290	0,50	1,00	1,40	1,90	0,50	1,00	1,50	1,90
1,5	21,59	440	0,70	1,40	2,00	2,60	0,60	1,30	2,00	2,60
2,0	31,27	580	1,00	1,70	2,50	3,30	0,90	1,70	2,50	3,30
2,5	42,05	730	1,20	1,90	3,00	3,90	1,10	2,00	2,90	3,80
3,0	53,95	880	1,30	2,40	3,40	4,40	1,20	2,30	3,30	4,40

T11162N

Length (L)	[mm]	1300,0
Height (H)	[mm]	622,0
MP Tubes (W)	[mm]	16,0
Headers	[mm]	32,0
Fin Pitch	[mm]	2,5
Inlet / Outlet (ø)	[mm]	12,7 / 12,7
Coil weight	[Kg]	6,4
Internal Volume	[L]	0,0
PS	[bar]	32,0
Temp Range	[°C]	-40 / +140



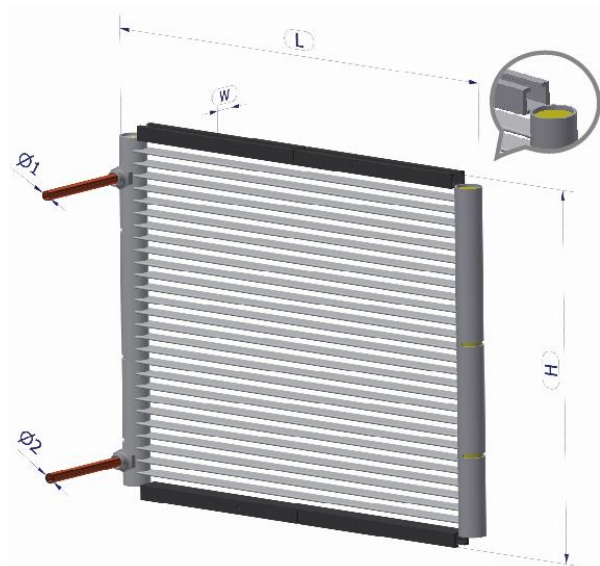
PERFORMANCE DATA:

			PERFORMANCE [KW]							
			R410A				R134A			
air velocity [m/s]	Air Side dP [Pa]	Flow rate [m3/h]	Δ=10K	Δ=15K	Δ=20K	Δ=25K	Δ=10K	Δ=15K	Δ=20K	Δ=25K
1,0	13,03	2800	6,70	11,20	15,30	19,60	6,50	10,20	14,60	18,60
1,5	21,59	4200	9,60	15,40	21,20	27,20	8,70	14,60	20,10	25,60
2,0	31,27	5600	11,90	19,10	26,40	33,80	10,50	18,00	24,90	31,70
2,5	42,05	7000	14,00	22,50	31,10	39,90	12,00	21,10	29,10	37,10
3,0	53,95	8400	15,90	25,60	35,40	45,50	13,40	23,90	33,00	42,00

			PERFORMANCE [KW]							
			R290				R454B			
air velocity [m/s]	Air Side dP [Pa]	Flow rate [m3/h]	Δ=10K	Δ=15K	Δ=20K	Δ=25K	Δ=10K	Δ=15K	Δ=20K	Δ=25K
1,0	13,03	2800	6,70	10,50	14,90	18,90	6,20	10,50	14,60	18,90
1,5	21,59	4200	9,00	14,90	20,50	26,10	8,30	14,50	20,20	26,10
2,0	31,27	5600	10,90	18,50	25,50	32,40	10,10	18,00	25,20	32,40
2,5	42,05	7000	12,50	21,70	29,90	38,20	12,70	21,10	29,60	38,20
3,0	53,95	8400	13,90	24,70	34,00	43,40	14,40	23,90	33,70	43,40

T11164N

Length (L)	[mm]	462,0
Height (H)	[mm]	432,0
MP Tubes (W)	[mm]	16,0
Headers	[mm]	20,0
Fin Pitch	[mm]	2,5
Inlet / Outlet (ϕ)	[mm]	8,2 / 6,4
Coil weight	[Kg]	1,6
Internal Volume	[L]	0,0
PS	[bar]	32,0
Temp Range	[°C]	-40 / +140



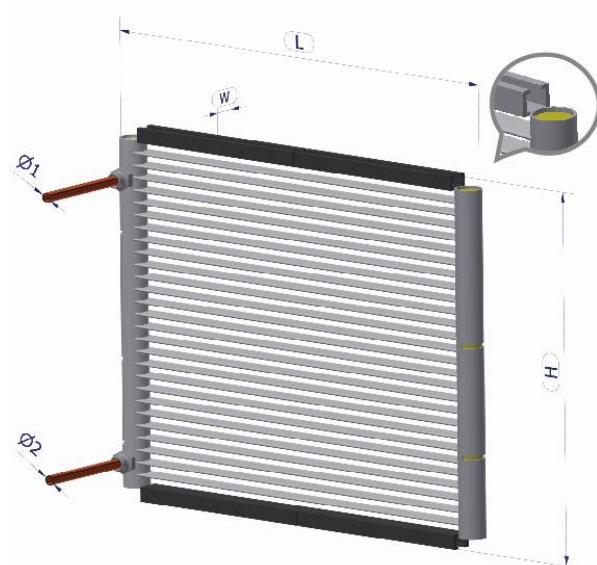
PERFORMANCE DATA:

			PERFORMANCE [KW]							
			R410A				R134A			
air velocity [m/s]	Air Side dP [Pa]	Flow rate [m3/h]	$\Delta=10K$	$\Delta=15K$	$\Delta=20K$	$\Delta=25K$	$\Delta=10K$	$\Delta=15K$	$\Delta=20K$	$\Delta=25K$
1,0	13,03	620	1,00	2,30	3,20	4,10	1,30	2,10	3,00	3,90
1,5	21,59	930	1,70	3,10	4,40	5,70	1,70	3,00	4,20	5,40
2,0	31,27	1240	2,30	3,90	5,50	7,10	2,00	3,70	5,20	6,70
2,5	42,05	1550	2,70	4,60	6,40	8,40	2,30	4,30	6,10	7,80
3,0	53,95	1860	3,10	5,20	7,30	9,50	2,50	4,90	6,90	8,90

			PERFORMANCE [KW]							
			R290				R454B			
air velocity [m/s]	Air Side dP [Pa]	Flow rate [m3/h]	$\Delta=10K$	$\Delta=15K$	$\Delta=20K$	$\Delta=25K$	$\Delta=10K$	$\Delta=15K$	$\Delta=20K$	$\Delta=25K$
1,0	13,03	620	1,10	2,10	3,10	4,00	1,00	2,10	3,00	4,00
1,5	21,59	930	1,70	3,00	4,30	5,50	1,20	2,90	4,20	5,50
2,0	31,27	1240	2,10	3,80	5,30	6,80	1,90	3,60	5,20	6,80
2,5	42,05	1550	2,40	4,40	6,20	8,00	2,40	4,30	6,10	8,00
3,0	53,95	1860	2,60	5,00	7,10	9,10	2,80	4,80	6,90	9,10

T11165N

Length (L)	[mm]	552,0
Height (H)	[mm]	512,0
MP Tubes (W)	[mm]	16,0
Headers	[mm]	20,0
Fin Pitch	[mm]	2,5
Inlet / Outlet (ϕ)	[mm]	9,7 / 8,2
Coil weight	[Kg]	2,2
Internal Volume	[L]	0,0
PS	[bar]	32,0
Temp Range	[°C]	-40 / +140



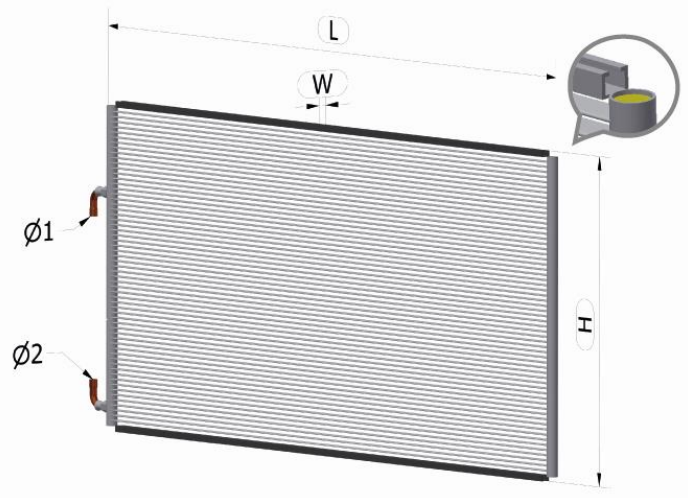
PERFORMANCE DATA:

			PERFORMANCE [KW]							
			R410A				R134A			
air velocity [m/s]	Air Side dP [Pa]	Flow rate [m3/h]	$\Delta=10K$	$\Delta=15K$	$\Delta=20K$	$\Delta=25K$	$\Delta=10K$	$\Delta=15K$	$\Delta=20K$	$\Delta=25K$
1,0	13,03	900	1,30	2,00	4,00	5,60	1,30	2,70	3,90	5,10
1,5	21,59	1350	1,60	3,70	5,50	7,80	1,60	3,60	5,20	6,70
2,0	31,27	1800	1,70	4,50	7,20	9,60	2,50	4,40	6,30	8,10
2,5	42,05	2250	2,90	5,10	8,50	11,30	2,80	5,00	7,20	10,40
3,0	53,95	2700	3,20	5,70	9,60	12,80	3,10	5,60	8,00	11,80

			PERFORMANCE [KW]							
			R290				R454B			
air velocity [m/s]	Air Side dP [Pa]	Flow rate [m3/h]	$\Delta=10K$	$\Delta=15K$	$\Delta=20K$	$\Delta=25K$	$\Delta=10K$	$\Delta=15K$	$\Delta=20K$	$\Delta=25K$
1,0	13,03	900	1,50	2,20	4,00	5,20	1,30	2,00	3,90	5,10
1,5	21,59	1350	1,80	3,70	5,30	6,90	1,60	3,50	5,20	7,40
2,0	31,27	1800	2,00	4,50	6,50	8,40	1,70	4,30	6,30	9,20
2,5	42,05	2250	2,20	5,20	7,40	10,70	1,90	5,00	8,00	10,80
3,0	53,95	2700	3,30	5,80	8,30	12,10	2,00	5,50	9,10	12,20

T11166N

Length (L)	[mm]	800,0
Height (H)	[mm]	754,0
MP Tubes (W)	[mm]	16,0
Headers	[mm]	20,0
Fin Pitch	[mm]	2,5
Inlet / Outlet (ø)	[mm]	9,7 / 9,7
Coil weight	[Kg]	4,9
Internal Volume	[L]	0,0
PS	[bar]	32,0
Temp Range	[°C]	-40 / +140



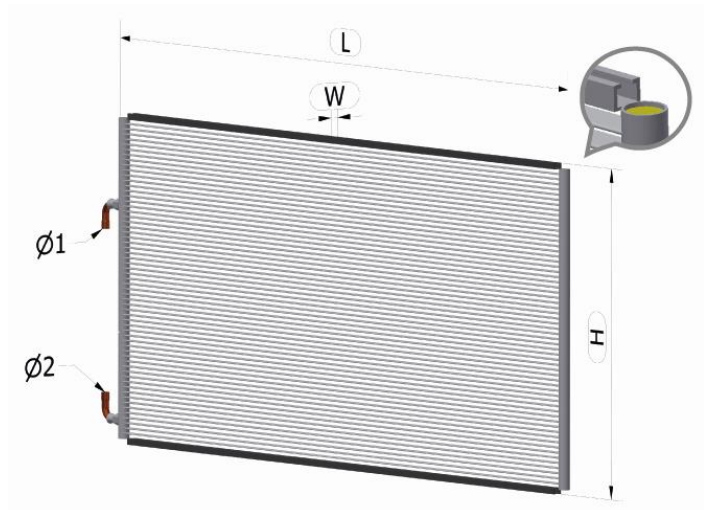
PERFORMANCE DATA:

			PERFORMANCE [KW]							
			R410A				R134A			
air velocity [m/s]	Air Side dP [Pa]	Flow rate [m3/h]	Δ=10K	Δ=15K	Δ=20K	Δ=25K	Δ=10K	Δ=15K	Δ=20K	Δ=25K
1,0	13,03	2050	3,20	7,10	10,50	13,70	4,20	6,90	9,60	12,50
1,5	21,59	3070	5,70	10,20	14,50	18,90	5,60	9,20	12,80	18,00
2,0	31,27	4090	6,90	12,70	18,00	23,40	6,70	11,10	16,90	22,40
2,5	42,05	5115	7,90	14,90	21,20	27,60	7,60	12,70	19,70	26,30
3,0	53,95	6140	8,70	16,90	24,00	31,40	8,50	14,20	22,40	29,90

			PERFORMANCE [KW]							
			R290				R454B			
air velocity [m/s]	Air Side dP [Pa]	Flow rate [m3/h]	Δ=10K	Δ=15K	Δ=20K	Δ=25K	Δ=10K	Δ=15K	Δ=20K	Δ=25K
1,0	13,03	2050	3,60	7,10	9,80	12,50	3,20	6,80	9,60	13,10
1,5	21,59	3070	5,70	9,50	13,20	18,00	4,20	9,10	13,80	18,00
2,0	31,27	4090	6,90	11,50	17,30	22,40	6,40	11,10	17,10	22,40
2,5	42,05	5115	7,90	13,20	20,30	26,30	7,40	13,90	20,10	26,40
3,0	53,95	6140	8,80	14,70	23,00	29,90	8,20	15,80	22,80	29,90

T14625N

Length (L)	[mm]	1074,0
Height (H)	[mm]	500,0
MP Tubes (W)	[mm]	25,0
Headers	[mm]	32,0
Fin Pitch	[mm]	2,5
Inlet / Outlet (ø)	[mm]	12,7 / 12,7
Coil weight	[Kg]	7,6
Internal Volume	[L]	1,6
PS	[bar]	35,0
Temp Range	[°C]	-40 / +140



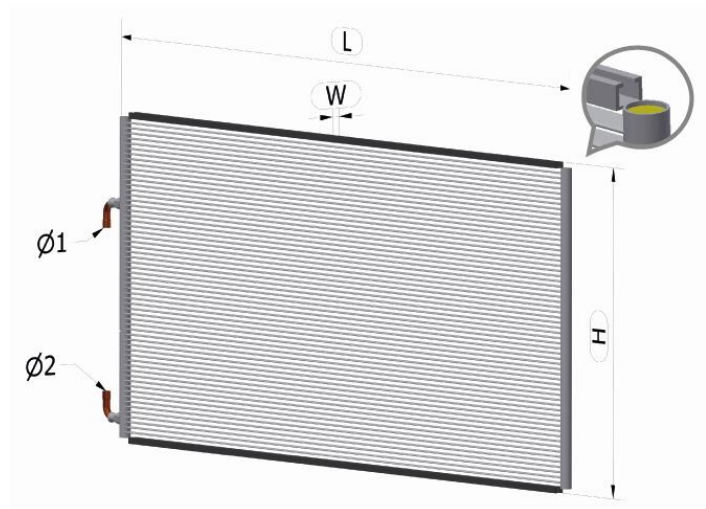
PERFORMANCE DATA:

			PERFORMANCE [KW]							
			R410A				R134A			
air velocity [m/s]	Air Side dP [Pa]	Flow rate [m3/h]	Δ=10K	Δ=15K	Δ=20K	Δ=25K	Δ=10K	Δ=15K	Δ=20K	Δ=25K
1,0	15,82	1770	4,60	8,10	11,00	14,20	5,10	7,90	10,60	13,40
1,5	24,71	2660	7,40	11,50	16,10	20,50	7,20	11,20	15,20	19,50
2,0	37,69	3550	9,40	15,10	20,70	26,30	9,01	14,20	19,20	25,00
2,5	58,93	4435	11,10	18,20	25,00	31,90	10,80	16,90	23,70	30,10
3,0	84,92	5320	12,80	21,10	29,00	37,10	12,40	19,40	27,50	34,90

			PERFORMANCE [KW]							
			R290				R454B			
air velocity [m/s]	Air Side dP [Pa]	Flow rate [m3/h]	Δ=10K	Δ=15K	Δ=20K	Δ=25K	Δ=10K	Δ=15K	Δ=20K	Δ=25K
1,0	15,82	1770	4,80	8,00	10,80	13,60	4,40	7,70	10,50	13,60
1,5	24,71	2660	7,30	11,40	15,40	19,70	6,80	10,90	15,30	19,70
2,0	37,69	3550	9,30	14,50	19,60	25,40	8,60	13,90	19,70	25,30
2,5	58,93	4435	11,10	17,30	24,20	30,70	10,30	17,10	23,80	30,60
3,0	84,92	5320	12,70	19,90	28,10	35,70	11,80	19,90	27,70	35,50

T11163N

Length (L)	[mm]	1300,0
Height (H)	[mm]	622,0
MP Tubes (W)	[mm]	16,0
Headers	[mm]	32,0
Fin Pitch	[mm]	2,5
Inlet / Outlet (ø)	[mm]	12,7 / 12,7
Coil weight	[Kg]	6,4
Internal Volume	[L]	0,0
PS	[bar]	32,0
Temp Range	[°C]	-40 / +140



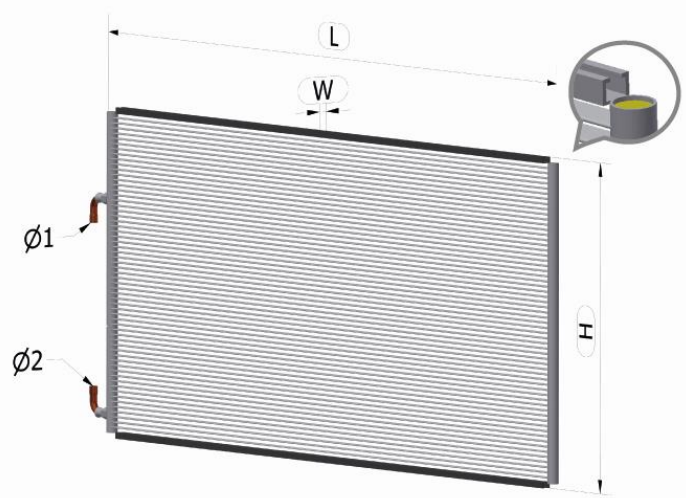
PERFORMANCE DATA:

			PERFORMANCE [KW]							
			R410A				R134A			
air velocity [m/s]	Air Side dP [Pa]	Flow rate [m3/h]	Δ=10K	Δ=15K	Δ=20K	Δ=25K	Δ=10K	Δ=15K	Δ=20K	Δ=25K
1,0	15,92	2749	8,30	12,70	17,50	22,10	8,10	12,40	16,70	20,90
1,5	24,87	4124	11,70	18,60	25,30	32,00	11,40	17,60	23,70	30,50
2,0	37,96	5499	14,90	23,90	32,50	41,20	14,40	22,30	31,00	39,10
2,5	59,36	6874	17,70	28,80	39,30	49,90	17,20	26,60	37,30	47,10
3,0	85,53	8249	21,40	33,50	45,60	58,00	19,70	31,70	43,20	54,50

			PERFORMANCE [KW]							
			R290				R454B			
air velocity [m/s]	Air Side dP [Pa]	Flow rate [m3/h]	Δ=10K	Δ=15K	Δ=20K	Δ=25K	Δ=10K	Δ=15K	Δ=20K	Δ=25K
1,0	15,92	2749	8,10	12,60	16,90	21,20	6,90	12,10	16,50	21,30
1,5	24,87	4124	11,70	17,90	24,10	30,90	10,80	17,30	24,10	30,80
2,0	37,96	5499	14,80	22,80	31,50	39,80	13,70	22,50	31,00	39,60
2,5	59,36	6874	17,60	27,30	38,00	48,10	16,40	27,10	37,40	47,90
3,0	85,53	8249	20,30	32,50	44,10	55,80	18,90	31,50	43,50	55,70

T14627N

Length (L)	[mm]	1325,0
Height (H)	[mm]	642,0
MP Tubes (W)	[mm]	25,0
Headers	[mm]	32,0
Fin Pitch	[mm]	2,5
Inlet / Outlet (ø)	[mm]	15,9 / 12,7
Coil weight	[Kg]	11,8
Internal Volume	[L]	2,3
PS	[bar]	35,0
Temp Range	[°C]	-40 / +140



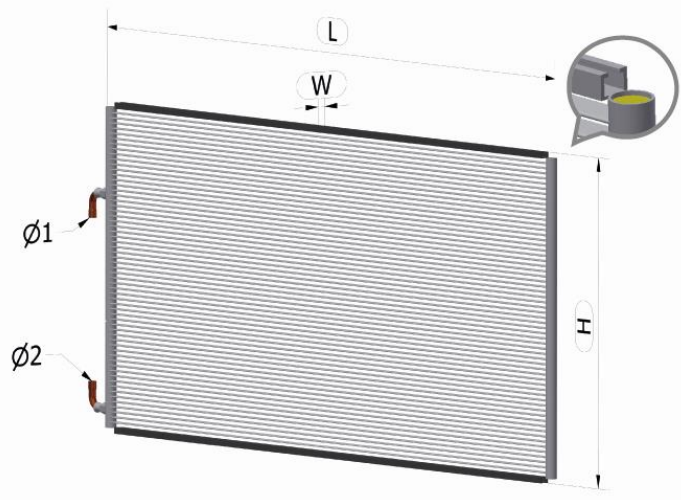
PERFORMANCE DATA:

			PERFORMANCE [KW]							
			R410A				R134A			
air velocity [m/s]	Air Side dP [Pa]	Flow rate [m3/h]	Δ=10K	Δ=15K	Δ=20K	Δ=25K	Δ=10K	Δ=15K	Δ=20K	Δ=25K
1,0	15,9	2800	8,4	13,00	17,80	22,60	8,2	12,6	17,0	21,3
1,5	24,8	4205	12,0	19,00	25,80	32,70	11,7	18,0	24,2	31,1
2,0	37,9	5605	15,2	24,40	33,10	42,10	14,7	22,8	31,6	39,9
2,5	59,18	7010	18,1	29,50	40,10	50,90	17,5	27,2	38,0	48,0
3,0	85,27	8410	21,8	34,20	46,50	59,20	20,1	32,3	44,0	55,6

			PERFORMANCE [KW]							
			R290				R454B			
air velocity [m/s]	Air Side dP [Pa]	Flow rate [m3/h]	Δ=10K	Δ=15K	Δ=20K	Δ=25K	Δ=10K	Δ=15K	Δ=20K	Δ=25K
1,0	15,9	2800	8,3	12,8	17,2	21,6	7,1	12,3	16,9	21,6
1,5	24,8	4205	11,9	18,3	24,6	31,6	11,1	17,6	24,6	31,6
2,0	37,9	5605	15,0	23,3	32,1	40,6	14,0	22,9	31,6	40,6
2,5	59,18	7010	17,9	27,8	38,8	49,0	16,8	27,7	38,2	49,0
3,0	85,27	8410	20,6	33,2	45,0	56,9	19,3	32,2	44,4	56,9

T14175N

Length (L)	[mm]	1075,0
Height (H)	[mm]	1212,0
MP Tubes (W)	[mm]	25,0
Headers	[mm]	32,0
Fin Pitch	[mm]	2,1
Inlet / Outlet (ø)	[mm]	22,4 / 22,4
Coil weight	[Kg]	17,2
Internal Volume	[L]	3,8
PS	[bar]	45,0
Temp Range	[°C]	-40 / +140



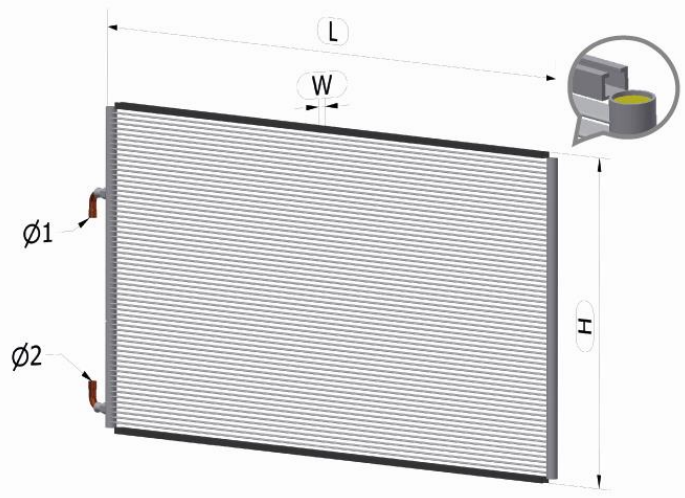
PERFORMANCE DATA:

			PERFORMANCE [KW]							
			R410A				R134A			
air velocity [m/s]	Air Side dP [Pa]	Flow rate [m3/h]	Δ=10K	Δ=15K	Δ=20K	Δ=25K	Δ=10K	Δ=15K	Δ=20K	Δ=25K
1,0	16,0	4390	11,5	20,1	27,2	35,1	12,6	19,6	26,4	33,2
1,5	24,9	6590	18,3	28,6	40,0	50,8	17,9	27,8	37,6	48,1
2,0	38,1	8785	23,2	37,5	51,4	65,3	22,6	35,2	47,7	62,0
2,5	59,6	10980	27,7	45,3	62,0	79,0	26,8	42,0	58,8	74,7
3,0	85,8	13180	31,8	52,5	72,1	91,9	30,7	48,2	68,2	86,7

			PERFORMANCE [KW]							
			R290				R454B			
air velocity [m/s]	Air Side dP [Pa]	Flow rate [m3/h]	Δ=10K	Δ=15K	Δ=20K	Δ=25K	Δ=10K	Δ=15K	Δ=20K	Δ=25K
1,0	16,0	4390	12,0	19,8	26,7	33,7	11,0	19,0	26,2	33,7
1,5	24,9	6590	18,2	28,3	38,2	49,0	16,8	27,2	38,1	48,8
2,0	38,1	8785	23,1	35,9	48,6	63,0	21,4	34,6	48,9	62,8
2,5	59,6	10980	27,5	42,9	60,0	76,1	25,5	42,5	59,1	75,8
3,0	85,8	13180	31,6	49,4	69,7	88,4	29,4	42,5	68,6	88,1

T14431N

Length (L)	[mm]	2000,0
Height (H)	[mm]	1062,0
MP Tubes (W)	[mm]	25,0
Headers	[mm]	32,0
Fin Pitch	[mm]	2,5
Inlet / Outlet (ø)	[mm]	25,4 / 22,2
Coil weight	[Kg]	29,9
Internal Volume	[L]	5,2
PS	[bar]	35,0
Temp Range	[°C]	-40 / +140



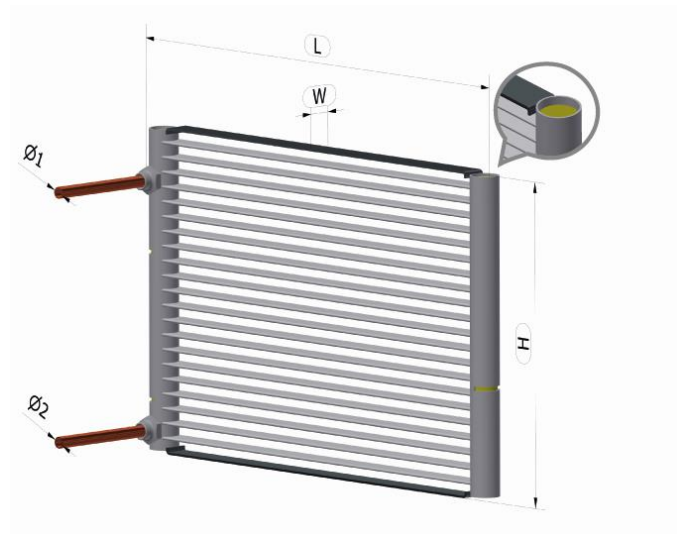
PERFORMANCE DATA:

			PERFORMANCE [KW]							
			R410A				R134A			
air velocity [m/s]	Air Side dP [Pa]	Flow rate [m3/h]	Δ=10K	Δ=15K	Δ=20K	Δ=25K	Δ=10K	Δ=15K	Δ=20K	Δ=25K
1,0	16,0	7373	23,0	35,5	47,7	60,0	22,2	33,7	45,2	57,2
1,5	25,0	11060	32,7	51,2	68,9	86,8	31,4	47,9	65,4	82,1
2,0	38,1	14750	42,9	65,7	88,5	111,7	39,6	61,9	83,4	104,3
2,5	59,6	18435	51,6	79,2	106,8	134,9	47,0	74,0	99,1	124,6
3,0	85,9	22120	59,8	91,8	124,0	156,7	53,7	85,2	113,8	143,2

			PERFORMANCE [KW]							
			R290				R454B			
air velocity [m/s]	Air Side dP [Pa]	Flow rate [m3/h]	Δ=10K	Δ=15K	Δ=20K	Δ=25K	Δ=10K	Δ=15K	Δ=20K	Δ=25K
1,0	16,0	7373	22,7	34,3	46,1	58,0	21,1	33,1	45,5	57,7
1,5	25,0	11060	32,3	49,1	66,8	83,7	30,2	48,3	65,8	83,5
2,0	38,1	14750	41,0	63,7	85,6	107,3	38,4	62,0	84,6	107,5
2,5	59,6	18435	48,9	76,6	102,9	129,2	47,2	74,7	102,1	129,8
3,0	85,9	22120	57,8	88,7	118,9	149,5	54,8	86,6	118,5	150,7

T11167N

Length (L)	[mm]	332,0
Height (H)	[mm]	240,0
MP Tubes (W)	[mm]	16,0
Headers	[mm]	20,0
Fin Pitch	[mm]	2,5
Inlet / Outlet (\varnothing)	[mm]	6,4 / 6,4
Coil weight	[Kg]	0,6
Internal Volume	[L]	0,0
PS	[bar]	32,0
Temp Range	[°C]	-40 / +140




PERFORMANCE DATA:

			PERFORMANCE [KW]							
			R410A				R134A			
air velocity [m/s]	Air Side dP [Pa]	Flow rate [m3/h]	$\Delta=10K$	$\Delta=15K$	$\Delta=20K$	$\Delta=25K$	$\Delta=10K$	$\Delta=15K$	$\Delta=20K$	$\Delta=25K$
1,0	15,6	179	0,4	0,70	0,90	1,10	0,40	0,70	0,90	1,30
1,5	24,3	269	0,6	0,90	1,10	1,80	0,60	0,80	1,40	1,80
2,0	36,97	359	0,7	1,00	1,80	2,40	0,70	1,20	1,70	2,20
2,5	57,8	449	0,8	1,50	2,10	2,90	0,70	1,50	2,10	2,70
3,0	83,3	539	0,8	1,70	2,60	3,40	0,80	1,70	2,40	3,10

			PERFORMANCE [KW]							
			R290				R454B			
air velocity [m/s]	Air Side dP [Pa]	Flow rate [m3/h]	$\Delta=10K$	$\Delta=15K$	$\Delta=20K$	$\Delta=25K$	$\Delta=10K$	$\Delta=15K$	$\Delta=20K$	$\Delta=25K$
1,0	15,6	179	0,5	0,70	0,90	1,20	0,4	0,7	0,9	1,10
1,5	24,3	269	0,6	0,90	1,20	1,80	0,6	0,9	1,1	1,80
2,0	36,97	359	0,7	1,10	1,80	2,30	0,7	1,0	1,7	2,20
2,5	57,8	449	0,8	1,30	2,10	2,70	0,7	1,1	2,0	2,80
3,0	83,3	539	0,9	1,70	2,40	3,10	0,8	1,5	2,4	3,20

T11168N

Length (L)	[mm]	552,0
Height (H)	[mm]	240,0
MP Tubes (W)	[mm]	16,0
Headers	[mm]	20,0
Fin Pitch	[mm]	2,5
Inlet / Outlet (ø)	[mm]	6,4 / 6,4
Coil weight	[Kg]	1,0
Internal Volume	[L]	0,0
PS	[bar]	32,0
Temp Range	[°C]	-40 / +140



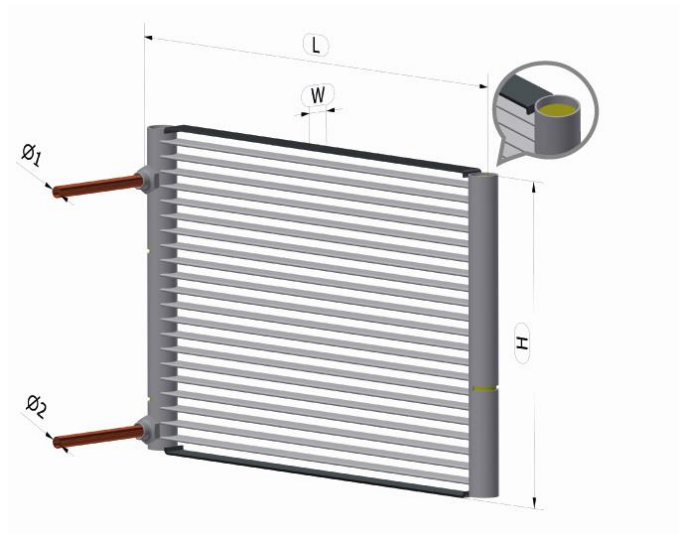
PERFORMANCE DATA:

			PERFORMANCE [KW]							
			R410A				R134A			
air velocity [m/s]	Air Side dP [Pa]	Flow rate [m3/h]	Δ=10K	Δ=15K	Δ=20K	Δ=25K	Δ=10K	Δ=15K	Δ=20K	Δ=25K
1,0	15,54	401	1,00	1,80	2,50	3,20	1,10	1,80	2,40	3,00
1,5	24,26	602	1,60	2,60	3,60	4,60	1,60	2,50	3,40	4,40
2,0	36,84	803	2,10	3,40	4,70	5,90	2,00	3,20	4,50	5,60
2,5	57,61	1004	2,50	4,10	5,60	7,20	2,40	3,80	5,40	6,80
3,0	83,01	1205	3,00	4,80	6,50	8,30	2,80	4,50	6,20	7,90

			PERFORMANCE [KW]							
			R290				R454B			
air velocity [m/s]	Air Side dP [Pa]	Flow rate [m3/h]	Δ=10K	Δ=15K	Δ=20K	Δ=25K	Δ=10K	Δ=15K	Δ=20K	Δ=25K
1,0	15,54	401	1,10	1,80	2,40	3,10	1,00	1,70	2,40	3,10
1,5	24,26	602	1,60	2,60	3,50	4,50	1,30	2,40	3,50	4,40
2,0	36,84	803	2,10	3,20	4,50	5,70	1,90	3,20	4,40	5,70
2,5	57,61	1004	2,50	3,90	5,50	6,90	2,30	3,90	5,40	6,90
3,0	83,01	1205	2,80	4,60	6,30	8,00	2,60	4,50	6,20	8,00

T11169N

Length (L)	[mm]	802,0
Height (H)	[mm]	240,0
MP Tubes (W)	[mm]	16,0
Headers	[mm]	20,0
Fin Pitch	[mm]	2,5
Inlet / Outlet (ø)	[mm]	9,7 / 8,2
Coil weight	[Kg]	1,4
Internal Volume	[L]	0,0
PS	[bar]	32,0
Temp Range	[°C]	-40 / +140



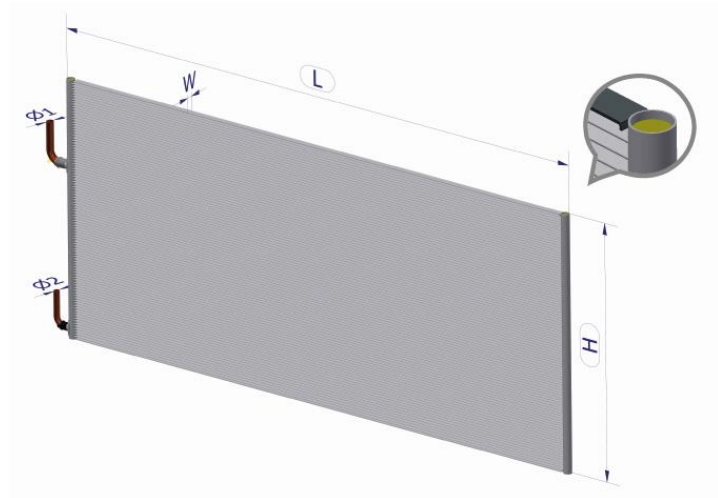
PERFORMANCE DATA:

			PERFORMANCE [KW]							
			R410A				R134A			
air velocity [m/s]	Air Side dP [Pa]	Flow rate [m3/h]	Δ=10K	Δ=15K	Δ=20K	Δ=25K	Δ=10K	Δ=15K	Δ=20K	Δ=25K
1,0	15,6	598	1,5	2,6	3,6	4,7	1,5	2,6	3,5	4,4
1,5	24,3	897	2,0	3,8	5,2	6,8	2,3	3,7	5,0	6,3
2,0	36,9	1196	3,0	4,8	6,8	8,7	2,9	4,6	6,3	8,0
2,5	57,7	1495	3,6	5,7	8,2	10,5	3,5	5,5	7,5	9,9
3,0	83,1	1794	4,1	6,8	9,5	12,2	4,0	6,3	8,6	11,5

			PERFORMANCE [KW]							
			R290				R454B			
air velocity [m/s]	Air Side dP [Pa]	Flow rate [m3/h]	Δ=10K	Δ=15K	Δ=20K	Δ=25K	Δ=10K	Δ=15K	Δ=20K	Δ=25K
1,0	15,6	598	1,6	2,4	3,5	4,5	1,5	2,2	3,5	4,4
1,5	24,3	897	2,1	3,7	5,1	6,4	1,9	3,6	5,0	6,5
2,0	36,9	1196	3,0	4,7	6,4	8,1	2,3	4,5	6,4	8,3
2,5	57,7	1495	3,5	5,6	7,7	10,1	3,3	5,4	7,8	10,1
3,0	83,1	1794	4,1	6,5	8,8	11,7	3,7	6,2	9,0	11,7

STC-2012BN

Length (L)	[mm]	2000,0
Height (H)	[mm]	1202,0
MP Tubes (W)	[mm]	25,0
Headers	[mm]	32,0
Fin Pitch	[mm]	2,5
Inlet / Outlet (ø)	[mm]	28,6 / 22,2
Coil weight	[Kg]	33,8
Internal Volume	[L]	5,9
PS	[bar]	35,0
Temp Range	[°C]	-40 / +140



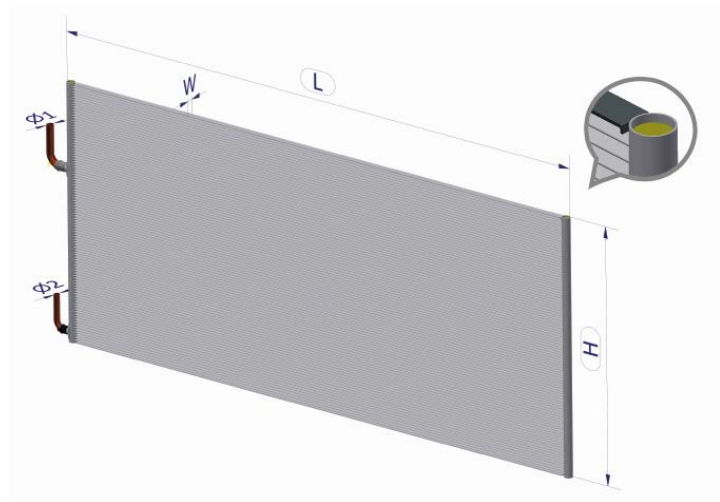
PERFORMANCE DATA:

			PERFORMANCE [KW]							
			R410A				R134A			
air velocity [m/s]	Air Side dP [Pa]	Flow rate [m3/h]	Δ=10K	Δ=15K	Δ=20K	Δ=25K	Δ=10K	Δ=15K	Δ=20K	Δ=25K
2,0	36,8	16699,2	44,40	68,70	93,20	118,10	41,50	64,60	86,90	109,60
3,0	65,7	25048,7	60,70	94,20	128,20	162,60	55,90	86,30	116,90	147,70
4,0	99,8	33398,3	74,80	116,30	158,30	201,20	67,90	104,50	141,50	179,00
5,0	139,0	41747,9	87,30	135,90	185,10	235,30	78,20	119,80	162,30	205,70

			PERFORMANCE [KW]							
			R290				R454B			
air velocity [m/s]	Air Side dP [Pa]	Flow rate [m3/h]	Δ=10K	Δ=15K	Δ=20K	Δ=25K	Δ=10K	Δ=15K	Δ=20K	Δ=25K
2,0	36,8	16699,2	43,10	66,60	89,70	113,00	40,60	64,70	89,00	113,60
3,0	65,7	25048,7	58,70	90,60	122,40	154,40	55,50	88,70	122,20	156,30
4,0	99,8	33398,3	72,10	111,10	150,30	189,80	68,10	109,60	151,10	193,30
5,0	139,0	41747,9	83,30	129,00	174,50	220,80	79,50	128,10	176,80	226,20

STC-2112BN

Length (L)	[mm]	2100,0
Height (H)	[mm]	1202,0
MP Tubes (W)	[mm]	25,0
Headers	[mm]	32,0
Fin Pitch	[mm]	2,5
Inlet / Outlet (ø)	[mm]	28,6 / 22,2
Coil weight	[Kg]	35,5
Internal Volume	[L]	6,1
PS	[bar]	35,0
Temp Range	[°C]	-40 / +140



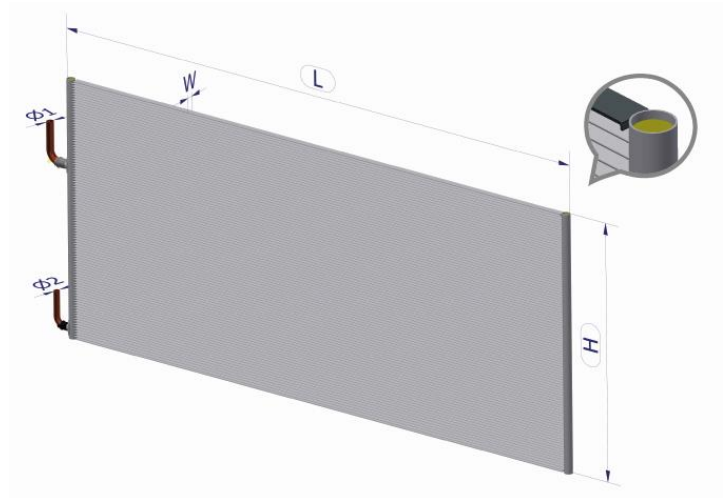
PERFORMANCE DATA:

			PERFORMANCE [KW]							
			R410A				R134A			
air velocity [m/s]	Air Side dP [Pa]	Flow rate [m3/h]	Δ=10K	Δ=15K	Δ=20K	Δ=25K	Δ=10K	Δ=15K	Δ=20K	Δ=25K
2,0	36,8	17561,7	46,90	72,40	98,20	124,30	43,80	67,80	91,20	114,90
3,0	65,7	26342,6	64,10	99,20	134,80	171,00	58,90	90,30	122,20	154,50
4,0	99,8	35123,4	78,70	122,50	166,50	211,20	71,40	108,90	147,70	186,80
5,0	139,0	43904,3	91,80	142,80	194,40	246,90	80,80	124,50	169,00	214,00

			PERFORMANCE [KW]							
			R290				R454B			
air velocity [m/s]	Air Side dP [Pa]	Flow rate [m3/h]	Δ=10K	Δ=15K	Δ=20K	Δ=25K	Δ=10K	Δ=15K	Δ=20K	Δ=25K
2,0	36,8	17561,7	45,50	70,20	94,50	118,90	42,80	68,30	93,60	119,50
3,0	65,7	26342,6	62,00	95,30	128,70	162,30	58,50	93,60	128,60	164,40
4,0	99,8	35123,4	76,10	166,70	157,80	199,00	72,00	115,50	158,90	203,20
5,0	139,0	43904,3	87,70	135,30	182,90	230,90	84,00	134,80	185,60	237,40

STC-2212BN

Length (L)	[mm]	2200,0
Height (H)	[mm]	1202,0
MP Tubes (W)	[mm]	25,0
Headers	[mm]	32,0
Fin Pitch	[mm]	2,5
Inlet / Outlet (ø)	[mm]	28,6 / 22,2
Coil weight	[Kg]	37,1
Internal Volume	[L]	6,3
PS	[bar]	35,0
Temp Range	[°C]	-40 / +140



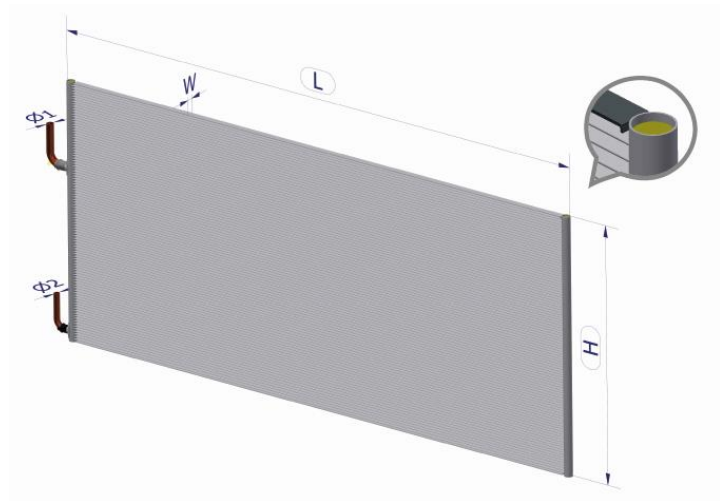
PERFORMANCE DATA:

			PERFORMANCE [KW]							
			R410A				R134A			
air velocity [m/s]	Air Side dP [Pa]	Flow rate [m3/h]	Δ=10K	Δ=15K	Δ=20K	Δ=25K	Δ=10K	Δ=15K	Δ=20K	Δ=25K
2,0	36,8	18424,3	49,30	76,00	103,10	130,40	46,10	71,10	95,30	120,10
3,0	65,7	27636,4	67,30	104,20	141,40	179,20	61,80	94,40	127,40	161,00
4,0	99,8	36848,6	82,90	128,40	174,40	221,20	74,80	113,50	153,40	194,20
5,0	139,0	46060,7	96,70	149,70	203,40	258,20	84,30	129,50	175,40	222,10

			PERFORMANCE [KW]							
			R290				R454B			
air velocity [m/s]	Air Side dP [Pa]	Flow rate [m3/h]	Δ=10K	Δ=15K	Δ=20K	Δ=25K	Δ=10K	Δ=15K	Δ=20K	Δ=25K
2,0	36,8	18424,3	47,80	73,40	98,90	124,60	54,10	71,70	98,40	125,40
3,0	65,7	27636,4	65,00	99,70	134,60	169,80	61,60	98,20	135,10	172,30
4,0	99,8	36848,6	79,20	121,90	164,90	208,00	75,80	121,00	166,70	212,70
5,0	139,0	46060,7	91,60	141,10	190,90	240,90	88,40	141,10	194,50	248,40

STC-2010BN

Length (L)	[mm]	2000,0
Height (H)	[mm]	1002,0
MP Tubes (W)	[mm]	25,0
Headers	[mm]	32,0
Fin Pitch	[mm]	2,5
Inlet / Outlet (ø)	[mm]	28,6 / 22,2
Coil weight	[Kg]	28,2
Internal Volume	[L]	4,9
PS	[bar]	35,0
Temp Range	[°C]	-40 / +140



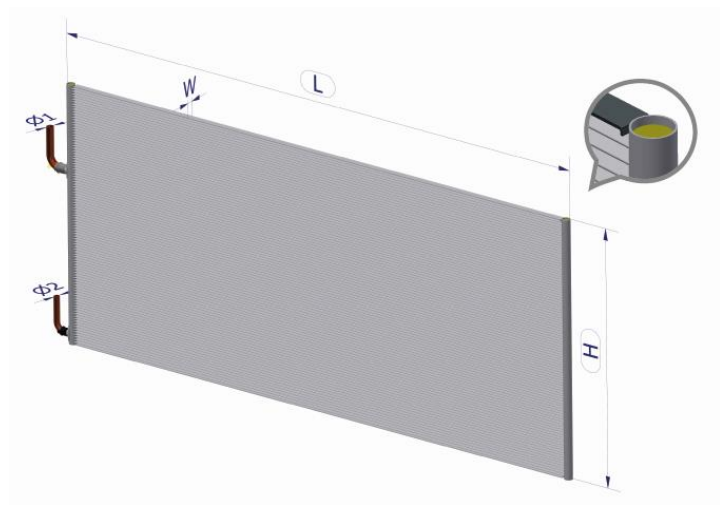
PERFORMANCE DATA:

			PERFORMANCE [KW]							
			R410A				R134A			
air velocity [m/s]	Air Side dP [Pa]	Flow rate [m3/h]	Δ=10K	Δ=15K	Δ=20K	Δ=25K	Δ=10K	Δ=15K	Δ=20K	Δ=25K
2,0	36,8	13911,3	37,00	57,20	77,70	98,40	34,50	53,60	72,40	91,30
3,0	65,7	20867,0	50,60	78,50	106,80	135,50	46,60	71,90	97,30	122,90
4,0	99,8	27822,6	62,30	96,90	131,90	167,50	56,60	87,00	117,80	149,00
5,0	139,0	34778,3	72,70	113,30	154,20	196,00	65,20	99,70	135,20	171,10

			PERFORMANCE [KW]							
			R290				R454B			
air velocity [m/s]	Air Side dP [Pa]	Flow rate [m3/h]	Δ=10K	Δ=15K	Δ=20K	Δ=25K	Δ=10K	Δ=15K	Δ=20K	Δ=25K
2,0	36,8	13911,3	35,90	55,50	74,80	94,20	33,80	53,90	74,10	94,60
3,0	65,7	20867,0	48,90	75,50	102,00	128,70	46,10	73,90	101,90	130,20
4,0	99,8	27822,6	60,10	92,60	125,20	158,00	56,70	91,30	126,00	161,20
5,0	139,0	34778,3	69,40	107,40	145,40	183,60	66,20	106,70	147,30	188,50

STC-2110BN

Length (L)	[mm]	2100,0
Height (H)	[mm]	1002,0
MP Tubes (W)	[mm]	25,0
Headers	[mm]	32,0
Fin Pitch	[mm]	2,5
Inlet / Outlet (ø)	[mm]	28,6 / 22,2
Coil weight	[Kg]	29,6
Internal Volume	[L]	5,1
PS	[bar]	35,0
Temp Range	[°C]	-40 / +140



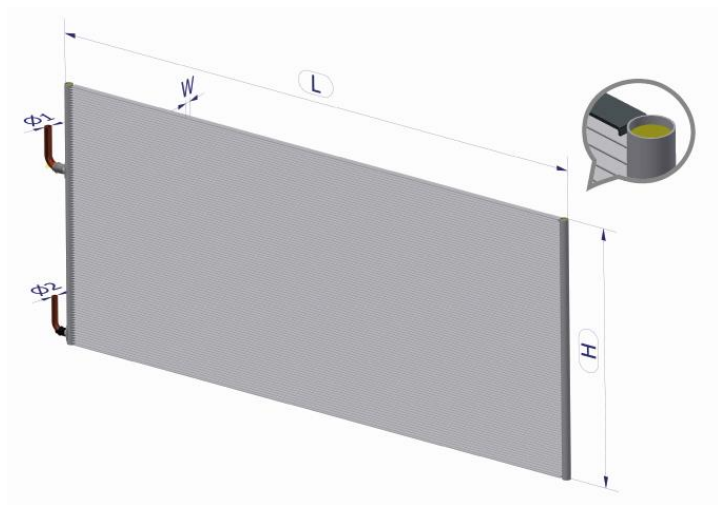
PERFORMANCE DATA:

			PERFORMANCE [KW]							
			R410A				R134A			
air velocity [m/s]	Air Side dP [Pa]	Flow rate [m3/h]	Δ=10K	Δ=15K	Δ=20K	Δ=25K	Δ=10K	Δ=15K	Δ=20K	Δ=25K
2,0	36,8	14629,9	39,10	60,30	81,70	103,60	36,50	56,50	75,80	95,70
3,0	65,7	21944,8	53,30	82,70	112,20	142,50	49,10	75,20	101,80	128,50
4,0	99,8	29259,8	65,60	102,10	138,80	176,00	59,50	90,70	123,00	155,60
5,0	139,9	36574,7	76,50	119,10	161,80	205,60	67,30	103,70	140,70	178,10

			PERFORMANCE [KW]							
			R290				R454B			
air velocity [m/s]	Air Side dP [Pa]	Flow rate [m3/h]	Δ=10K	Δ=15K	Δ=20K	Δ=25K	Δ=10K	Δ=15K	Δ=20K	Δ=25K
2,0	36,8	14629,9	37,90	58,50	78,70	99,10	35,60	56,90	78,00	99,50
3,0	65,7	21944,8	51,70	79,40	107,20	135,10	48,70	78,00	107,20	136,80
4,0	99,8	29259,8	63,40	97,20	131,40	165,80	60,00	96,20	132,40	169,30
5,0	139,9	36574,7	73,00	112,80	152,40	192,30	70,00	112,30	154,60	197,80

STC-2210BN

Length (L)	[mm]	2200,0
Height (H)	[mm]	1002,0
MP Tubes (W)	[mm]	25,0
Headers	[mm]	32,0
Fin Pitch	[mm]	2,5
Inlet / Outlet (ø)	[mm]	28,6 / 22,2
Coil weight	[Kg]	31,0
Internal Volume	[L]	5,3
PS	[bar]	35,0
Temp Range	[°C]	-40 / +140



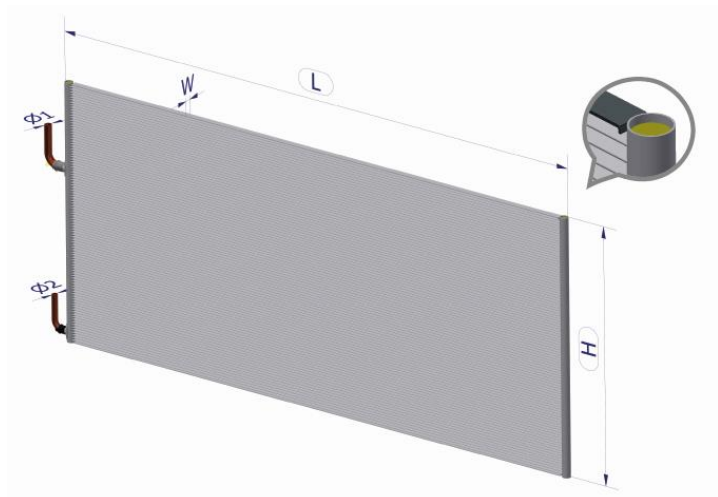
PERFORMANCE DATA:

			PERFORMANCE [KW]							
			R410A				R134A			
air velocity [m/s]	Air Side dP [Pa]	Flow rate [m3/h]	Δ=10K	Δ=15K	Δ=20K	Δ=25K	Δ=10K	Δ=15K	Δ=20K	Δ=25K
2,0	36,8	15348,4	41,40	63,40	85,90	108,70	38,40	59,30	79,40	100,00
3,0	65,7	23022,7	56,10	86,80	117,80	149,30	51,40	78,60	106,10	133,90
4,0	99,3	30696,9	69,10	107,00	145,40	184,30	62,30	94,50	127,70	161,50
5,0	139,1	38371,1	80,50	124,70	169,60	215,00	70,20	107,80	145,90	184,70

			PERFORMANCE [KW]							
			R290				R454B			
air velocity [m/s]	Air Side dP [Pa]	Flow rate [m3/h]	Δ=10K	Δ=15K	Δ=20K	Δ=25K	Δ=10K	Δ=15K	Δ=20K	Δ=25K
2,0	36,8	15348,4	39,80	61,20	82,40	103,80	37,60	59,80	82,00	104,50
3,0	65,7	23022,7	54,20	83,10	112,10	141,30	51,30	81,70	112,50	143,60
4,0	99,3	30696,9	66,00	101,60	137,70	173,20	63,20	100,80	138,80	177,30
5,0	139,1	38371,1	76,30	117,50	159,00	200,60	73,60	117,50	161,90	207,00

STC-2011BN

Length (L)	[mm]	2000,0
Height (H)	[mm]	1102,0
MP Tubes (W)	[mm]	25,0
Headers	[mm]	32,0
Fin Pitch	[mm]	2,5
Inlet / Outlet (ø)	[mm]	28,6 / 22,2
Coil weight	[Kg]	30,9
Internal Volume	[L]	5,4
PS	[bar]	35,0
Temp Range	[°C]	-40 / +140



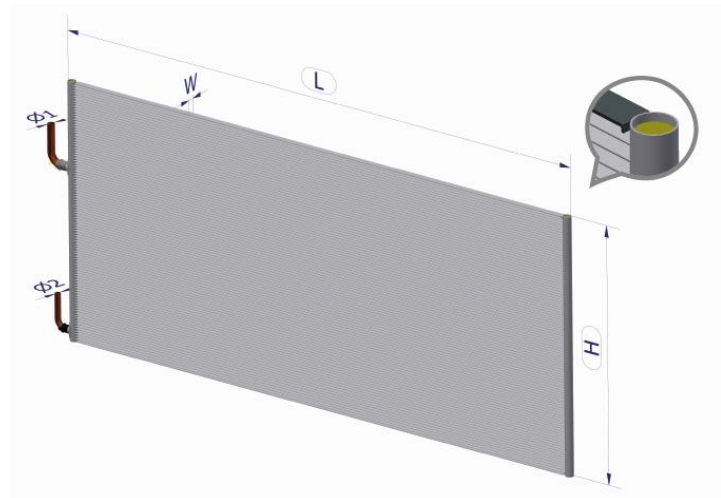
PERFORMANCE DATA:

			PERFORMANCE [KW]							
			R410A				R134A			
air velocity [m/s]	Air Side dP [Pa]	Flow rate [m3/h]	Δ=10K	Δ=15K	Δ=20K	Δ=25K	Δ=10K	Δ=15K	Δ=20K	Δ=25K
2,0	36,8	15305,2	40,70	62,90	85,40	108,30	38,00	59,20	79,60	100,50
3,0	65,7	22957,9	55,60	86,40	117,40	149,00	51,20	79,10	107,10	135,30
4,0	99,8	30610,5	68,50	106,70	145,20	184,40	62,30	95,70	129,70	164,00
5,0	139,1	38263,1	80,00	124,60	169,60	215,60	71,70	109,70	148,80	188,20

			PERFORMANCE [KW]							
			R290				R454B			
air velocity [m/s]	Air Side dP [Pa]	Flow rate [m3/h]	Δ=10K	Δ=15K	Δ=20K	Δ=25K	Δ=10K	Δ=15K	Δ=20K	Δ=25K
2,0	36,8	15305,2	39,50	61,10	82,20	103,60	37,20	59,30	81,60	104,00
3,0	65,7	22957,9	53,80	83,00	112,20	141,60	50,70	81,30	112,10	143,20
4,0	99,8	30610,5	66,10	101,80	137,80	173,90	62,40	100,50	138,60	177,30
5,0	139,1	38263,1	76,40	118,20	160,00	202,00	72,80	117,40	162,10	207,30

STC-2111BN

Length (L)	[mm]	2100,0
Height (H)	[mm]	1102,0
MP Tubes (W)	[mm]	25,0
Headers	[mm]	32,0
Fin Pitch	[mm]	2,5
Inlet / Outlet (ø)	[mm]	28,6 / 22,2
Coil weight	[Kg]	32,5
Internal Volume	[L]	5,6
PS	[bar]	35,0
Temp Range	[°C]	-40 / +140



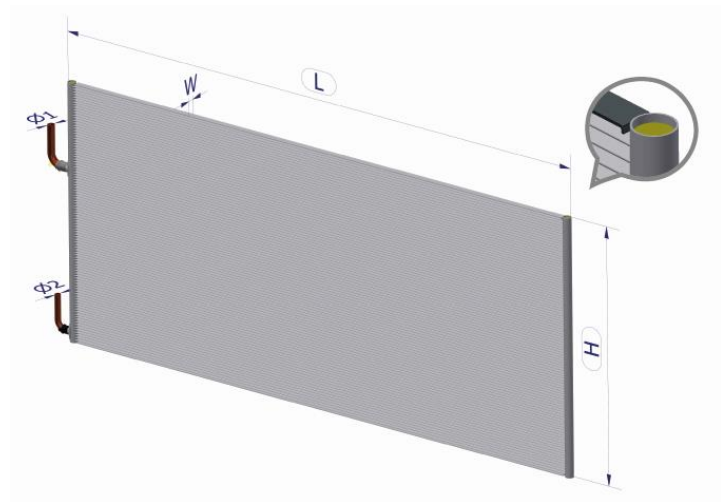
PERFORMANCE DATA:

			PERFORMANCE [KW]							
			R410A				R134A			
air velocity [m/s]	Air Side dP [Pa]	Flow rate [m3/h]	Δ=10K	Δ=15K	Δ=20K	Δ=25K	Δ=10K	Δ=15K	Δ=20K	Δ=25K
2,0	36,8	16095,8	43,00	66,40	90,00	113,90	40,10	62,10	83,40	105,30
3,0	65,7	24143,7	58,70	91,00	123,60	156,70	54,00	82,70	112,00	141,50
4,0	99,8	32191,6	72,20	112,30	152,60	193,70	65,50	99,80	135,30	171,20
5,0	139,9	40239,5	84,20	131,10	178,20	226,30	74,10	114,10	154,90	196,00

			PERFORMANCE [KW]							
			R290				R454B			
air velocity [m/s]	Air Side dP [Pa]	Flow rate [m3/h]	Δ=10K	Δ=15K	Δ=20K	Δ=25K	Δ=10K	Δ=15K	Δ=20K	Δ=25K
2,0	36,8	16095,8	41,70	64,40	86,60	109,00	39,20	62,60	85,80	109,50
3,0	65,7	24143,7	56,80	87,40	118,00	148,70	53,60	85,80	117,90	150,50
4,0	99,8	32191,6	69,80	107,00	144,60	182,40	66,00	105,80	145,60	186,60
5,0	139,9	40239,5	80,40	124,10	167,70	211,60	77,00	123,50	170,10	217,60

STC-2211BN

Length (L)	[mm]	2200,0
Height (H)	[mm]	1102,0
MP Tubes (W)	[mm]	25,0
Headers	[mm]	32,0
Fin Pitch	[mm]	2,5
Inlet / Outlet (ø)	[mm]	28,6 / 22,2
Coil weight	[Kg]	34,1
Internal Volume	[L]	5,8
PS	[bar]	35,0
Temp Range	[°C]	-40 / +140



PERFORMANCE DATA:

			PERFORMANCE [KW]							
			R410A				R134A			
air velocity [m/s]	Air Side dP [Pa]	Flow rate [m3/h]	Δ=10K	Δ=15K	Δ=20K	Δ=25K	Δ=10K	Δ=15K	Δ=20K	Δ=25K
2,0	36,8	16886,4	45,20	69,70	94,50	119,60	42,20	65,20	87,40	110,10
3,0	65,3	25329,5	61,70	95,50	129,60	164,30	56,60	86,50	116,80	147,50
4,0	99,8	33772,7	76,00	117,70	159,90	202,70	68,50	104,00	140,50	177,90
5,0	139,1	42215,9	88,60	137,20	186,50	236,70	77,30	118,70	160,60	203,50

			PERFORMANCE [KW]							
			R290				R454B			
air velocity [m/s]	Air Side dP [Pa]	Flow rate [m3/h]	Δ=10K	Δ=15K	Δ=20K	Δ=25K	Δ=10K	Δ=15K	Δ=20K	Δ=25K
2,0	36,8	16886,4	43,80	67,30	90,70	114,20	41,40	65,80	90,20	114,90
3,0	65,3	25329,5	59,60	91,40	123,40	155,50	56,50	90,00	123,80	157,90
4,0	99,8	33772,7	72,60	111,80	151,20	190,60	69,50	110,90	152,80	195,10
5,0	139,1	42215,9	84,00	129,30	175,00	220,80	81,00	129,30	178,30	227,70

